



by Dirk Wagner  
<http://www.IMO-Office.com>

Brought to you by  
MakesDollars.com

Money Making: Tools-Resources-Info  
<http://MakesDollars.com>

© 2008 Dirk Wagner

- 1 -

Stop Spammers Forever  
© Dirk Wagner – All Rights Reserved.

# Stop Spammers Forever

## Secret Unannounced Bonus

***Congratulations!* You Now Own 100% FREE Master Resale Rights and Give Away Rights to This Report!**

**ALL RIGHTS RESERVED.** No part of this report may be reproduced or transmitted in any form what so ever, electronic or mechanical, including photocopying, recording or by any informational storage or retrieval system without express written, dated any signed permission from the author.

### **DISCLAIMER AND/OR LEGAL NOTICES:**

The information presented herein represents the view of the author as of the date of publication. Because of the rate with which conditions change, the author reserves the right to alter and update his opinion based on the new conditions. The report is for informational purposes only. While every attempt has been made to verify the information provided in this report is accurate, neither the author nor his affiliates/partners resume any responsibility for errors, inaccuracies or omissions. Any slights of people or organizations are unintentional. If advice concerning legal or related matters is needed, the services of a fully qualified professional should be sought. This report is not intended for use as a source of legal or accounting advice. You should be aware of any laws which govern business transactions or other business practises in your country and state. Any reference to any person or business whether living or dead is purely coincidental.

# Introduction

Spam issues is one of the biggest issues facing anyone using email for communicating with other people, whether it's for personal reasons or for business reasons. In the next pages I will talk about the smartest solution to protect your mailbox against unwanted emails. This report focuses on those that use email accounts primarily for business reasons.

## STOP SPAMMERS FOREVER!!!

My name is Dirk Wagner and I started my online business part time in 2000. As everybody else at the beginning I was a newbie and tested out everything I could imagine which could bring me success and earn enough money to quit my day job and live well enough from my online income.

I achieved my goals in 2004 and quit my day job to start working full time as an online marketer but there was always one big problem which interrupted much of my daily productive time and this was to filter the wanted emails from thousands of unwanted (spammer) emails.

After working online for a long period of time you will begin to realize that you create more and more email addresses for different tasks. I started using special email addresses for link partners, article submissions, business contacts, newsletter subscriptions to list a few.

Also the longer I was working online the more domains I have registered, each a possible candidate for the next victim of spammers. The result was that I received up to 4000 emails per day and 95% of them were sent by spammers.

At the end of 2007 I thought “**Enough is enough, now I have to find a solution for that**”.

The way I solved it and ended up with nearly no more spamming emails reaching my mailbox every day is what I will be sharing with you in this report. If your online business is new, you are in luck because then it would only take a very short time to achieve the same results as I have, but even for people that have worked online for a long period of time and have created many different email addresses will be able to fix this problem very fast and can enjoy their work with no more annoying spamming emails.

There are many solutions available on the market i.e. online anti spam protection services like [Spam Arrest](#) which I used a few years ago too, but the problem with such services is that it annoys other marketers who have to click a confirmation link and enter a captcha code that they will be added to your friends list, even if you buy something from them and want your product download link, you wouldn't receive it to your mailbox if you don't manually add this sellers' email address to your friends list of this online service.

There are Pros and Cons for those tasks and why people love/hate them. If your business is similar to mine, selling tens or even hundreds of products every day and you use scripts which automatically send out an email to them with a download link, it could happen that you receive several emails sent to you by Spam Arrest (if customer uses them) which you then would have to confirm and enter the captcha code. If you don't do that and your customer also missed to do that he/she never would receive the download link. The result is that they would contact you and would be annoyed that they didn't receive their purchased product.

They won't understand that you as seller don't have enough time per day to confirm the Spam Arrest process because they couldn't imagine how many times you would have to do so. For this reason I left the Spam Arrest service. One more reason was that I didn't want to pay a monthly fee for something I could fix with a different solution but it was hard to find a way to do so.

**You are in luck because after reading my report you know how to stop spammers forever from filling your mailbox with unwanted emails and you don't need any paid service for that.**

Ok now let me show you a different solution I tried after using Spam Arrest which was cheaper than a monthly paid service but as effective as Spam Arrest.

I searched for a desktop solution and found one which seems to be the best one available on the market called [Mailwasher](#). I am sure you already have heard about this program from several sources. It is really good and easy to understand and stops spams before they will be downloaded into my email client. Its filters are very strong and it provides many different ways to setup filters that it can automatically recognize spammers or friends.

I liked its very detailed statistics section and below I want to give you some examples of my previous statistics and how they changed after implementing my method to get rid of spams.

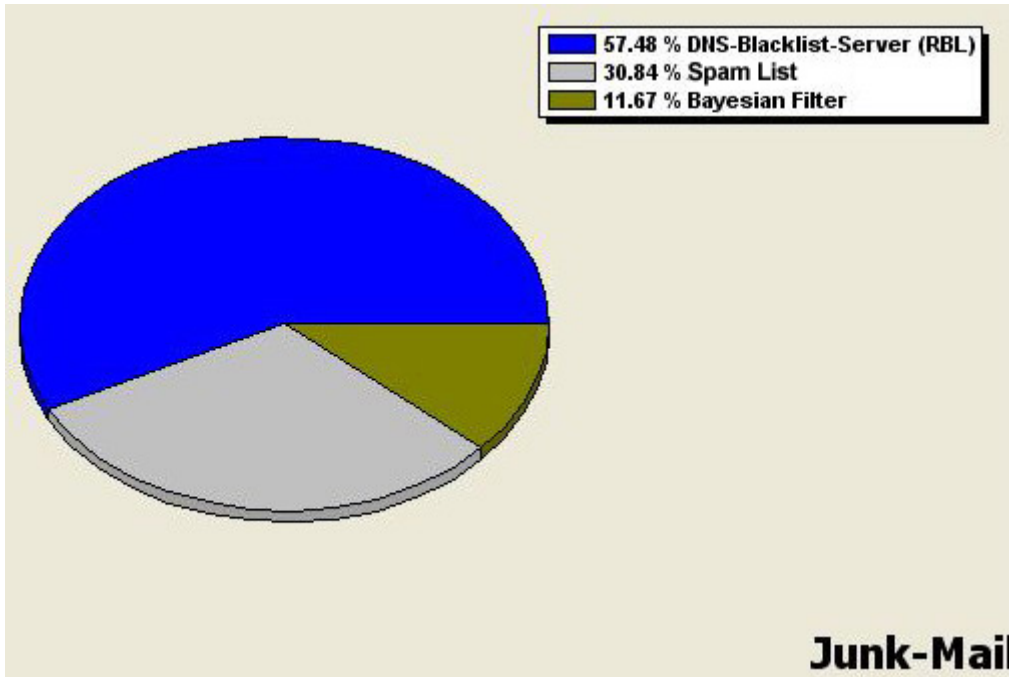
<b>Spam</b>	
FirstAlert!	0
Bayesian Filter	3507
DNS-Blacklist-Server (RBL)	17269
Possible Spam	0
Probable Spam	0
Own Filters	0
On Spam List	9266
<b>Wanted Emails</b>	
List of Friends	459
Defined Filters	0
Bayesian Filter	81
<b>Executed Actions</b>	
Bounced Emails	0
Deleted Emails	30199
Reported Emails	0
<b>Today - total: ( 03. Jan. 2008 )</b>	
Received Emails	652
Filtered Spam	637
<b>Summary</b>	
Received Emails	7417...
Filtered Spam	6199...

This statistic shows you an overview of everything I received in all my email accounts. As you can see Mailwasher already reduced the volume of daily spams from nearly 4000 emails to around 600. It further on shows that the special Bayesian Filter already recognized 3507 spam emails and even more (17269) spam emails were recognized by DNS Blacklist Servers. The 9266 received emails on spam list means that Mailwasher recognized it on its own that those messages contained spamming content.

Since my last installation Mailwasher deleted 30199 emails before they reached my mailbox. Can you imagine receiving so many emails to your email client how much time it would take to filter if you had to read those emails or just delete them?

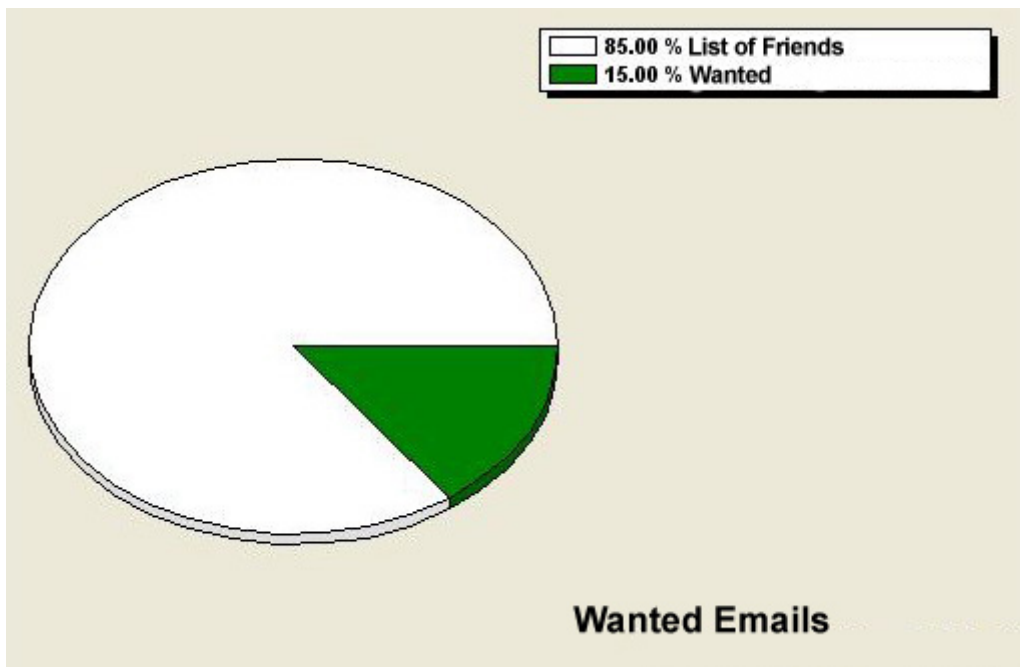
At the day I created this screenshot (January 3rd, 2008) I received 652 emails and 637 of them contained spammy content. You see how low the number of emails I would only have to read without all those spams?

On the next page you will see a diagram of all filters Mailwasher provides to show you the big advantage of using Mailwasher since it uses the DNS Blacklist Servers data and the Bayesian Filter too, most of the other anti-spam tools don't offer.



This means that other anti-spam products wouldn't recognize 69,15% of incoming spams like Mailwasher does resulting in a inbox of your email client filled with spams.

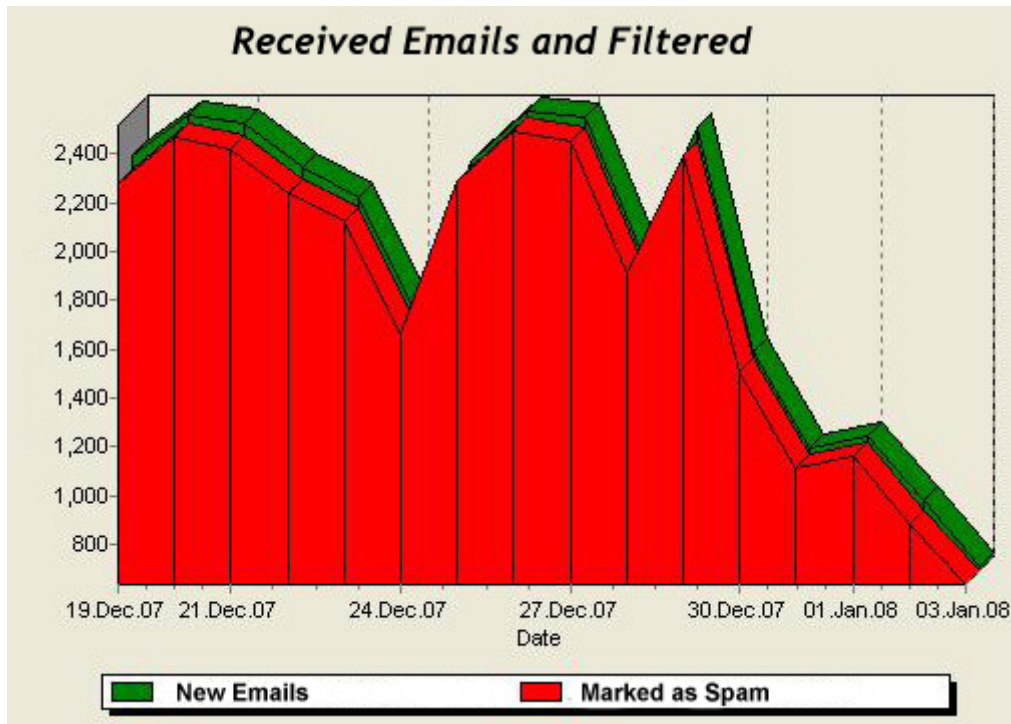
At the screenshot below you can see that Mailwasher recognized 15% of all "good" emails that they are wanted and don't contain spammy content. It is intelligent enough not to simply delete all emails just because you don't have the email addresses added to your friends list.



Here comes the most interesting part of the Mailwasher statistics I want to share with you.

At the screenshot below you can see that nearly 98% of all incoming emails were spams and that I still received up to 3000 spam emails per day in December but you also can see a big change at the end of December.

That was the time my new anti-spam method started to work and shows amazing results



As you can see on January 3<sup>rd</sup>, 2008 I received nearly zero spams and this was the time I was waiting for a long time and now I am able to enjoy checking my mailbox for new emails from newsletters, support tickets or my business partners.

The method I will show you in a few seconds has helped me to have additional 2 hours per day for more important things than filtering spam emails.

Ok that's enough, showing you my statistics and telling you how great Mailwasher worked for me because you still would have to go through the new incoming emails inside Mailwasher to mark them in red (unwanted) or green (wanted).

Scroll down to the next page and find out my special method to **get rid of ALL spam emails forever**.

Here it is:

## My “No Spammers Forever” method!

The most important step of my method is that you have to stop using any email address that currently receives spam. I know what you're thinking, that you couldn't do that because none of your friends, business partners or newsletter subscriptions would be able to reach you, but soon you will understand what else you have to do instead to solve this problem.

With anybody that you want to stay in contact with, give them a unique email address of yours. How this will work I will explain in a few seconds.

### **Step 1: Setup a system to protect you from future spam.**

**Avoid showing any email address on any of your websites.** If visitors or customers have to contact you then show them a link to a helpdesk they can use to contact you. There are many helpdesk scripts available, free and paid ones. You don't need to pay \$299 for the solution [Kayako](#) provides which I use for my helpdesk. There are similar ones available with all the features you need for your business and some of them are free to download too like the one I strongly recommend called Maian Support. You can download it for free [here](#).

For my niche sites I use a script called [MyContactStation](#) that my visitors can contact me without showing them my email address. It is the best spam protection for my niche sites and has additional features like feedback form (tell a friend and adding to mailing list in the premium version). It's very easy to install and only takes me 2 minutes to install it which is very important for me since I run tens of niche sites.

In my opinion [MyContactStation](#) is a must to protect yourself against spammers when you run multiple websites. It's easier to install than any helpdesk script and a even better, more professional looking solution for niche sites. Could you imagine what visitors to any of your niche sites would think if they will be redirected to a marketing related helpdesk in case you provide support for all your sites, internet marketing and niche related from one domain?

Yes, they would think you are no expert in this niche and that you only try to run those niche sites to make money. For this reason I successfully use [MyContactStation](#) for all my niche sites.

**Avoid using scripts which use Paypal as payment processor and don't hide your Paypal email address in your website's source code.** Believe me I ran through the same problems in the past by using several scripts to sell my products with dynamic pricing or other urgency creating features. Spammers have automated programs which crawls the web for Paypal code and those programs collect those Paypal addresses and share them with thousands of spammers for this one reason: To fill your mailbox with crap!

There are enough other scripts available which are smart enough to encrypt your Paypal address and don't give spammers a chance to filter it from your website.

For most of my businesses I used a script called [JV Manager](#) which is one of the best scripts I know. It provides several great features like shopping cart, one-time-offers etc. You can find more details about this script here. It provides several payment processor solutions **and** hides your Paypal email address in the source code of your website too.

Next when you register a domain name you always should use the privacy protection too or spammers could use the Whois query to find your email addresses. I recommend to use the registrar called [Namecheap](#) since they offer free privacy protection with each domain registration. For this reason in December 2007 I transferred more than 90 domains from other domain registrars like Godaddy.com to Namecheap and enabled the privacy protection for my domains. As you could see in my earlier screenshot the result was that it helped me very well to reach my goal to receive no more spams.

### **Tip:**

If you cannot get rid of some scripts you use for your online business which don't encrypt your Paypal address in the source code of your website I recommend to use a Paypal address you can easily change later when you recognize that you receive too many spams to this account. I will shortly explain how and when to replace those Paypal email addresses.

## Step 2: Choose a new main email address.

To be 100% sure that no spider of spamming tools has found your domain or email addresses shown on any website I recommend to register a brand new domain at Namecheap and immediately enable their privacy protection. It would be best not to upload anything to this domain other than showing a message like “Under Construction” or “Parked Domain” that spammers will assume this domain isn’t worth to send out spams to fictitious email addresses like [123456@yourdomain.com](mailto:123456@yourdomain.com) , [dfwerverv@yourdomain.com](mailto:dfwerverv@yourdomain.com) or any other compilation.

Next add the DNS name server entries for your hosting service at your registrar and create a new main email address you will receive all other emails from newsletter subscriptions and anything else in the future using the default address feature in your cPanel interface of your hosting account. Be sure that you **NEVER** will give away this email address to anybody and choose an email address name nobody could easily find out like [g7Tdqs5@yourdomain.com](mailto:g7Tdqs5@yourdomain.com)

To setup the “default address” for your new main email address the right way you have to do the following:

1. Login to cPanel of your new registered domain and click the text link called “Mail”.
2. Now click the “Default address” text link, then click “Set Default Address” and enter your new main email address in the blank field.
3. To download all incoming emails you have to add your new email address to your email client on your PC.

If you have to reply to any incoming email I recommend creating a free email account at [Google Mail](https://mail.google.com) and adding the settings for it to your email client on your PC like Outlook, Thunderbird etc.

Then you can reply to everybody using your new Google email address. This services provides a strong spam filter too and in case you will receive too much spam at this account too (I don’t believe that this will happen anytime in the future) you can easily create a new email account at Google and use this one from now on.

From now on whenever you need to give somebody somewhere an email address, just make up a new email address that identifies the person or company you give it to... e.g. [DirkWagner@yournewdomain.com](mailto:DirkWagner@yournewdomain.com) or [newsletterxyz@yournewdomain.com](mailto:newsletterxyz@yournewdomain.com)

Ok now comes the part of my anti-spam method which takes some time until your mailbox is 100% spam free. I didn't like that part, but it was needed so I have done it as fast as possible to get rid of the annoying spam emails.

I bet you are in the same situation as I was when I started using my anti-spam method and you are using several email addresses for newsletter subscriptions, affiliate programs or membership sites.

The best way to get rid of those email addresses where you still receive spam emails is to login to each affiliate or membership account and change the email addresses i.e. if you are a member of John Delavera's great [Turbo Membership](#) site your new email address would look like [turbomembership@yournewdomain.com](mailto:turbomembership@yournewdomain.com)

Changing your email address you used for newsletter subscriptions is a bit more complicated but let me show you how I solved it. Most online marketers already use autoresponder services for their newsletter like [Aweber](#). Aweber makes it easy for you to change your email address since they not only offer a unsubscribe link at the bottom of each email but also the chance to change your email address by clicking this unsubscribe link.

This way I was able to change my email address for most of my subscriptions but of course there are still many marketers who are using less professional services or installed an autoresponder script at their own server which don't provide a "change email address" link at the bottom of each email.

For such situations I created an email template I send to those marketers that they should manually change my email address. Below you can see an example of my email.

Hi XXX,

Please can you change my email address from XXX@yourolddomain.com to XXX@yournewdomain.com

I have to get rid of the old email address since I received too much spam there.

Please let me know when you have done so that I can remove my old email address.

Thank you very much.

Your Name

### **Step 3: How to get rid of the spam emails to your old email addresses and domains.**

If you have more than one domain, add the following text to the default addresses for all domains the same way I already described when adding your new main email address as the default email address at your new domain:

[:fail: unknown. Contact me at www.yourdomain.com/yourinstalledhelpdeskpath](mailto:fail:unknown.Contact.me@www.yourdomain.com/yourinstalledhelpdeskpath)

When you changed your email address for your subscriptions, affiliate programs, membership sites etc. to a new email address you don't need that old email address any longer where you receive those spam emails and now you can go on and create a forwarder for this email address with the following text:

[:fail: unknown. Contact me at www.yourdomain.com/yourinstalledhelpdeskpath](mailto:fail:unknown.Contact.me@www.yourdomain.com/yourinstalledhelpdeskpath)

Below is a short instruction how you can do this in your cPanel account. For this example I will use the email address [youoldaddress@youolddomain.com](mailto:youoldaddress@youolddomain.com)

1. Login to cPanel of your old domain name and click the text link called "Mail".
2. Now click the "Forwarders" text link, then click "Add Forwarder" and enter your old email address in the blank field i.e. [youoldaddress@youolddomain.com](mailto:youoldaddress@youolddomain.com)  
In the blank field on the right side you add the text mentioned above:  
[:fail: unknown. Contact me at www.yourdomain.com/yourinstalledhelpdeskpath](mailto:fail:unknown.Contact.me@www.yourdomain.com/yourinstalledhelpdeskpath)  
and click the button "add forwarder" to save this new setting.

You have to go through these steps for any mail address you receive spam emails **after** you are sure that you won't miss any wanted email from subscriptions etc.

### **How to maintain your spam free system**

The method I have shown you in this report to get rid of spam emails has a big advantage. Whenever you receive spam emails to any of your new created email addresses you immediately will see who is sharing your email address with spammers and you can do the following to block this email address in the future:

Create a new forwarder in cPanel for that email address and add the text  
[:fail: unknown. Contact me at www.yourdomain.com/yourinstalledhelpdeskpath](mailto:fail:unknown.Contact.me@www.yourdomain.com/yourinstalledhelpdeskpath)

That's all you have to do to have your mailbox free of spam emails in the future.

If you just started your online business or didn't use too many different email addresses and didn't subscribe to too many newsletters you will have fixed your spam problem very fast.

For everybody else who is in the same situation as I was with tons of subscriptions, being affiliated with many programs and being a member of many membership sites my method and the needed steps could sound like a pain but believe me as soon as you see the light in the dark which means your mailbox is more and more clean from spam emails and you have more and more time for more important tasks you will be proud of that you used my method.

Imagine the situation that you only will receive 100% wanted emails. Doesn't it sound fantastic?

I was able to manage that, and I am sure you can do the same for yourself.

Best wishes

***Dirk Wagner***

**I recommend to visit my partner websites:**

[DirksCrazyWeek.com](http://DirksCrazyWeek.com) - Weekly new high discounted offers

[RewardUNow.com](http://RewardUNow.com) - Special Subscribers/Customers Page with Bonuses and Gifts

[NicheBuddy.com](http://NicheBuddy.com) – The #1 Niche Marketing Membership Site

[IMO-eCourses.com](http://IMO-eCourses.com) – Free Online Marketing eCourses

[IMOPartners.com](http://IMOPartners.com) - Special Affiliate Program with High Commissions

[Team4Success.biz](http://Team4Success.biz) - Our Top Home Business Opportunities Directory

[InternetMarketingOasis.com](http://InternetMarketingOasis.com) - High Quality Marketing Tools and Reviews

Start your Successful Online Business Now at

[TurboMembership](#)